

Trick out Drupal for Admins


Nathan Rambeck

Crown Partners

@nrambeck

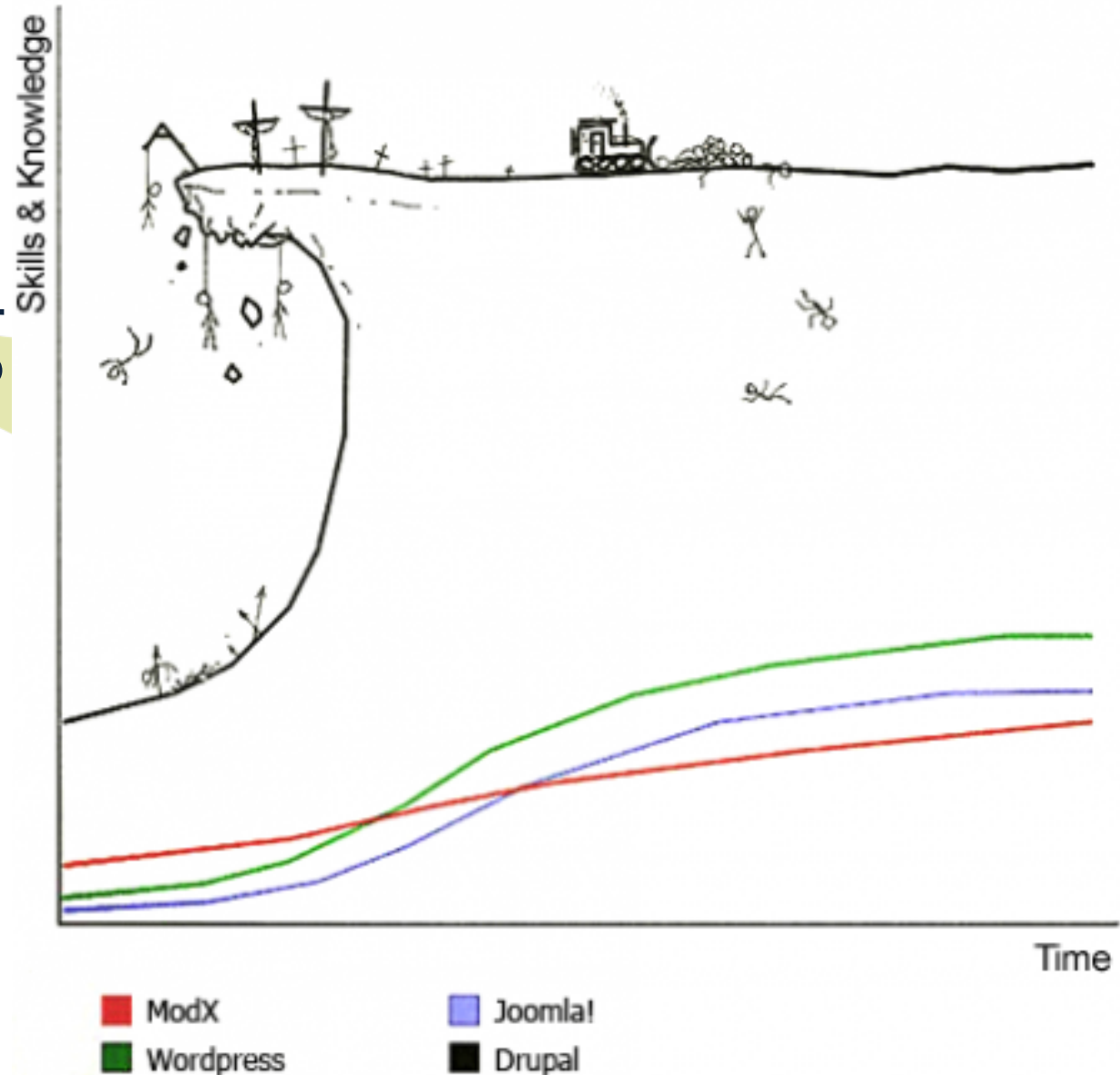
drupal.org/user/92967

Drupal is Awesome!



Drupal's Learning Curve Can Be Deadly

Learning curve for popular CMS



Mods to make admins happy



xcel faster™

Principles

✧ Simplify

- Don't show options I won't need

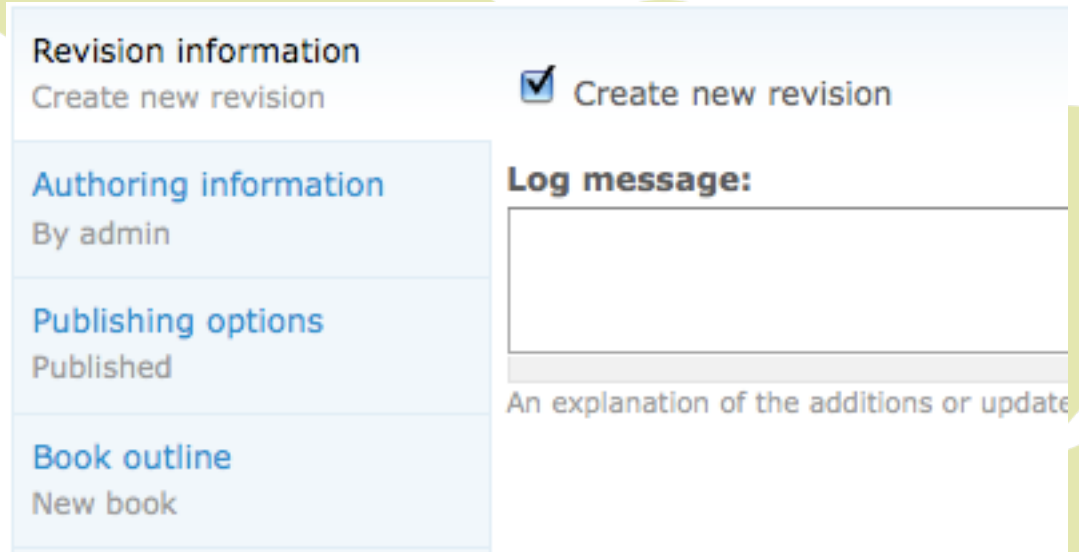
✧ Don't make me think

- Use sane defaults
- Do it for me
- Use common UI elements

✧ Standardize

Use an admin theme

- ✦ Seven (comes with Drupal 7)
- ✦ Rubik (<http://drupal.org/project/rubik>)
- ✦ Fluid Layout
- ✦ Data table styling
- ✦ Tabs styling
- ✦ Vertical Tabs
- ✦ More

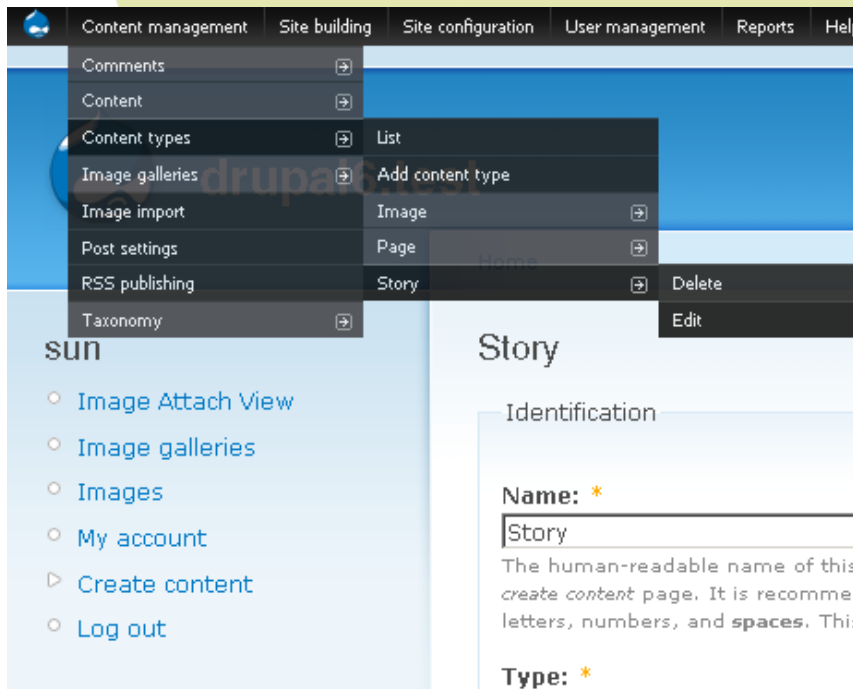


The screenshot displays a Drupal 7 admin interface with a light blue theme. On the left, a sidebar contains links for 'Revision information', 'Authoring information', 'Publishing options', and 'Book outline'. The main content area shows the 'Revision information' section, which includes a 'Create new revision' checkbox (checked), a 'Log message:' text area, and a 'Published' status. The interface is clean and modern, reflecting the 'Seven' theme.

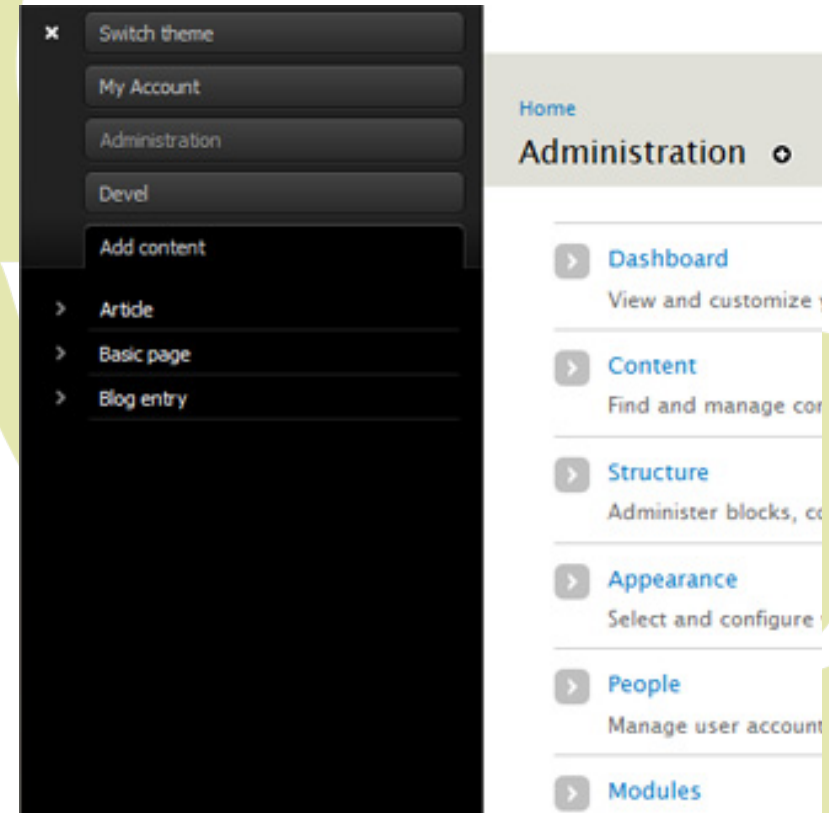
Better Admin Menus

✦ Core Toolbar is great, but requires too many clicks

Admin Menu

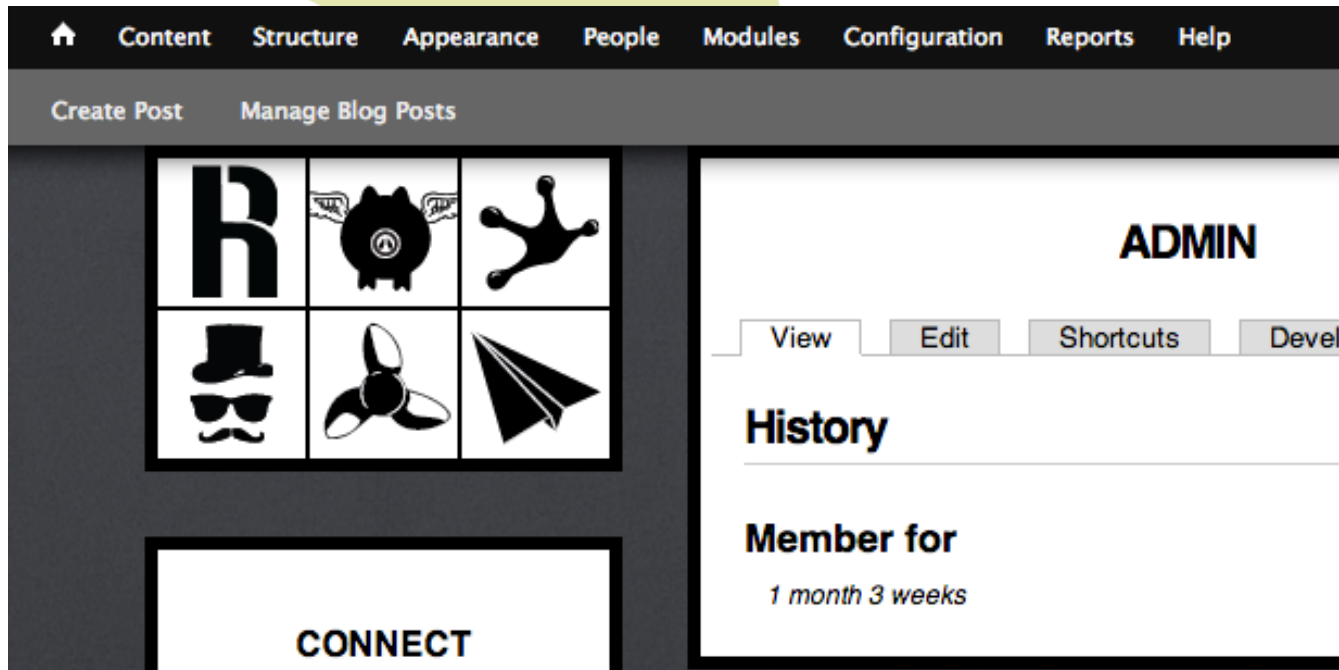


Admin Module



Shortcuts

- ✦ Don't make your editors figure this out
- ✦ Setup shortcuts for each user role beforehand
- ✦ Shortcut Per Role (<http://drupal.org/project/shortcutperrole>)



WYSIWYG (for real)

- ✦ What you see is not really what you get.
- ✦ Spend the time customizing your editor's wysiwyg experience
- ✦ Use this guide: <http://bit.ly/ideograph-wysiwyg>
- ✦ WYSIWYG module (<http://drupal.org/project/wysiwyg>)
- ✦ WYSIWYG Filter (http://drupal.org/project/wysiwyg_filter)
- ✦ Image Resize Filter (http://drupal.org/project/image_resize_filter)
- ✦ IMCE (<http://drupal.org/project/imce>)
- ✦ Linkit Module (<http://drupal.org/project/linkit>)



Simplify: Remove options



- ✦ Only give admins the permissions they need
- ✦ Only enable WYSIWYG toolbar buttons absolutely necessary
- ✦ Remove unneeded options in node forms with Node Form Settings (<http://drupal.org/project/nodeformsettings>)

Better Formats

- ✦ Don't give admins 5 options for input formats
- ✦ Use Better Formats to customize the best default format for each situation (http://drupal.org/project/better_formats)

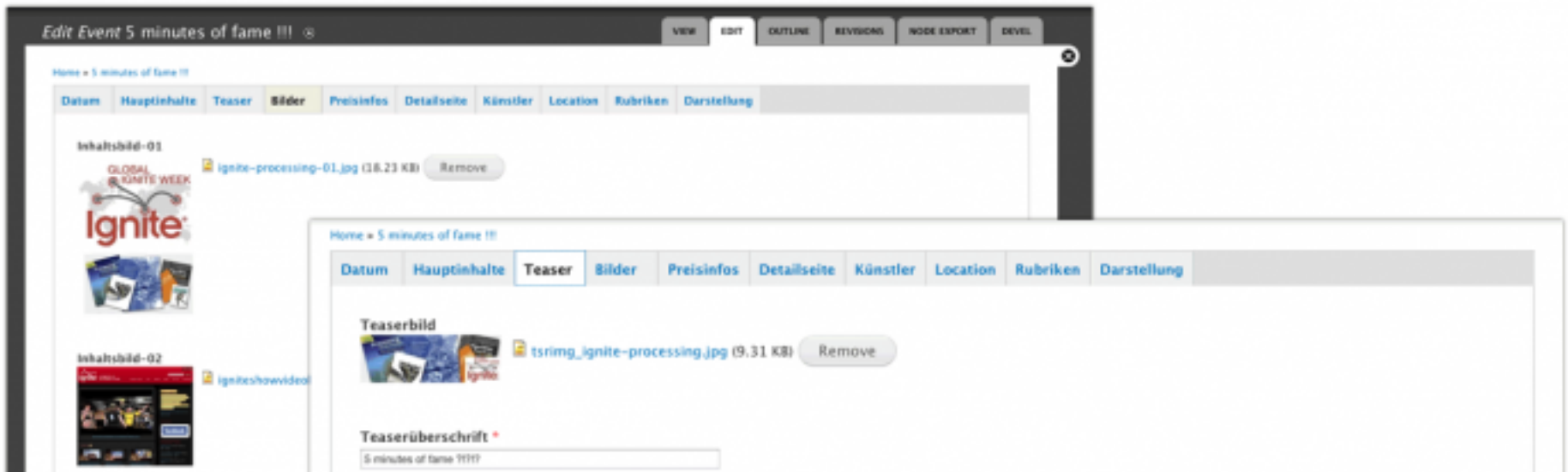
Only formats that a role has permission to use are shown.

Node Defaults	
Role	Default Format
 authenticated user	Full HTML
 anonymous user	Filtered HTML

Comment Defaults	
Role	Default Format
 authenticated user	Filtered HTML
 anonymous user	Site default

Group Fields

- ✦ Don't show your admins a waterfall of fields to fill out
- ✦ The Field Group module let's you organize fields into groups that can be displayed as fieldsets, vertical tabs, horizontal tabs, accordions and even multistep forms.



Default Revisioning

- ✦ Make it really hard for admins to overwrite good copy with bad

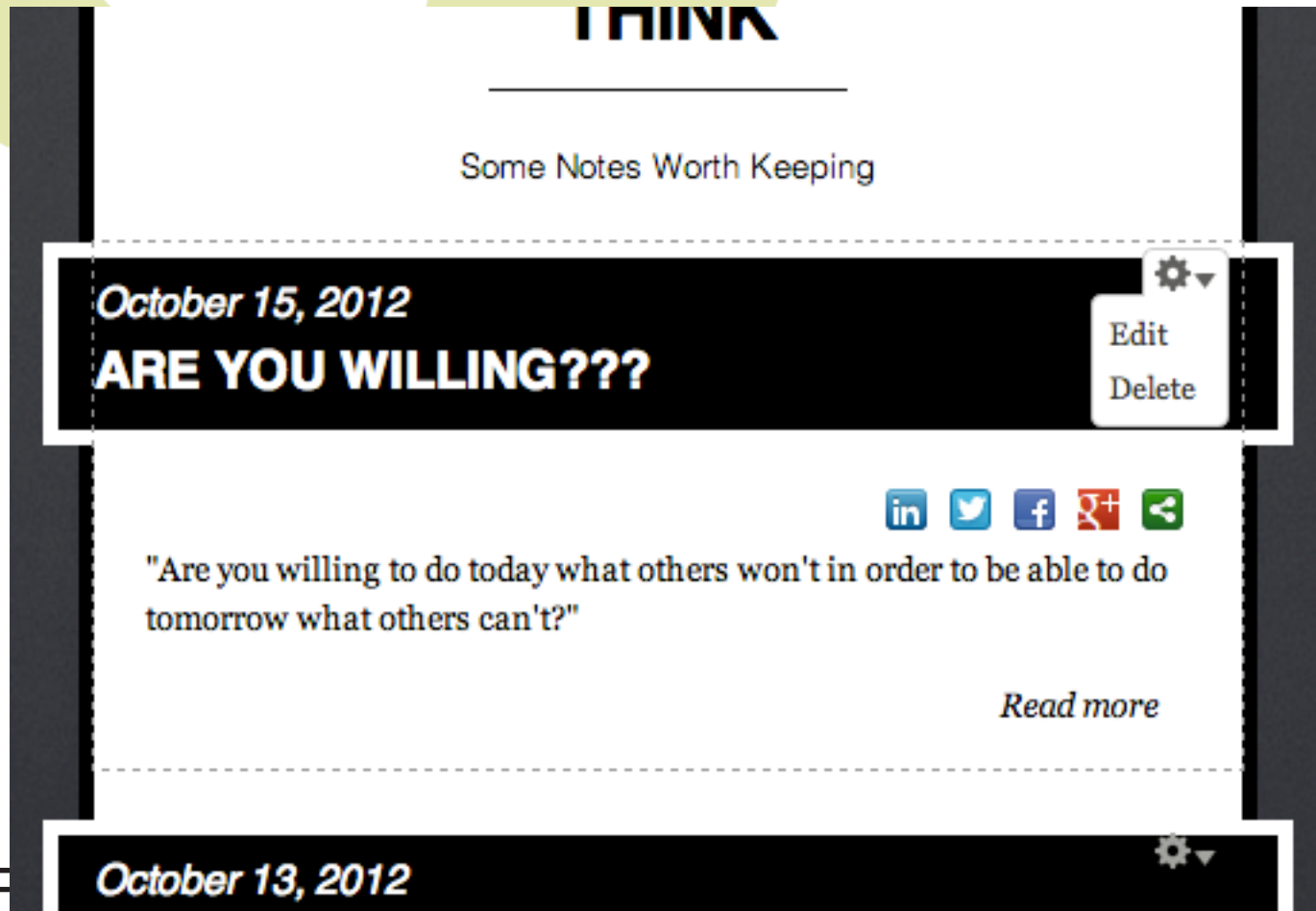
The screenshot shows the Joomla! Content Type Settings interface. On the left, a sidebar contains several tabs: 'Submission form settings', 'Publishing options' (which is selected and highlighted with a blue border), 'Display settings', 'Comment settings', 'Menu settings', and 'XML sitemap'. The 'Publishing options' tab displays the text 'Published , Promoted to front page , Create new revision'. On the right, the 'Default options' section contains four checkboxes: 'Published' (checked), 'Promoted to front page' (checked), 'Sticky at top of lists' (unchecked), and 'Create new revision' (checked). The 'Create new revision' checkbox is circled in green. Below these options, a note states: 'Users with the Administrator content permission will be able to override these options.' At the bottom of the form is a 'Save content type' button.

Submission form settings	Default options
Title	<input checked="" type="checkbox"/> Published
Publishing options Published , Promoted to front page , Create new revision	<input checked="" type="checkbox"/> Promoted to front page
Display settings Display author and date information.	<input type="checkbox"/> Sticky at top of lists
Comment settings Open, Threading , 50 comments per page	<input checked="" type="checkbox"/> Create new revision
Menu settings	Users with the Administrator content permission will be able to override these options.
XML sitemap Inclusion: Included Priority: 0.8	

Save content type

Contextual Filters in Views

- ✧ Allow users to edit content listed in a Views list

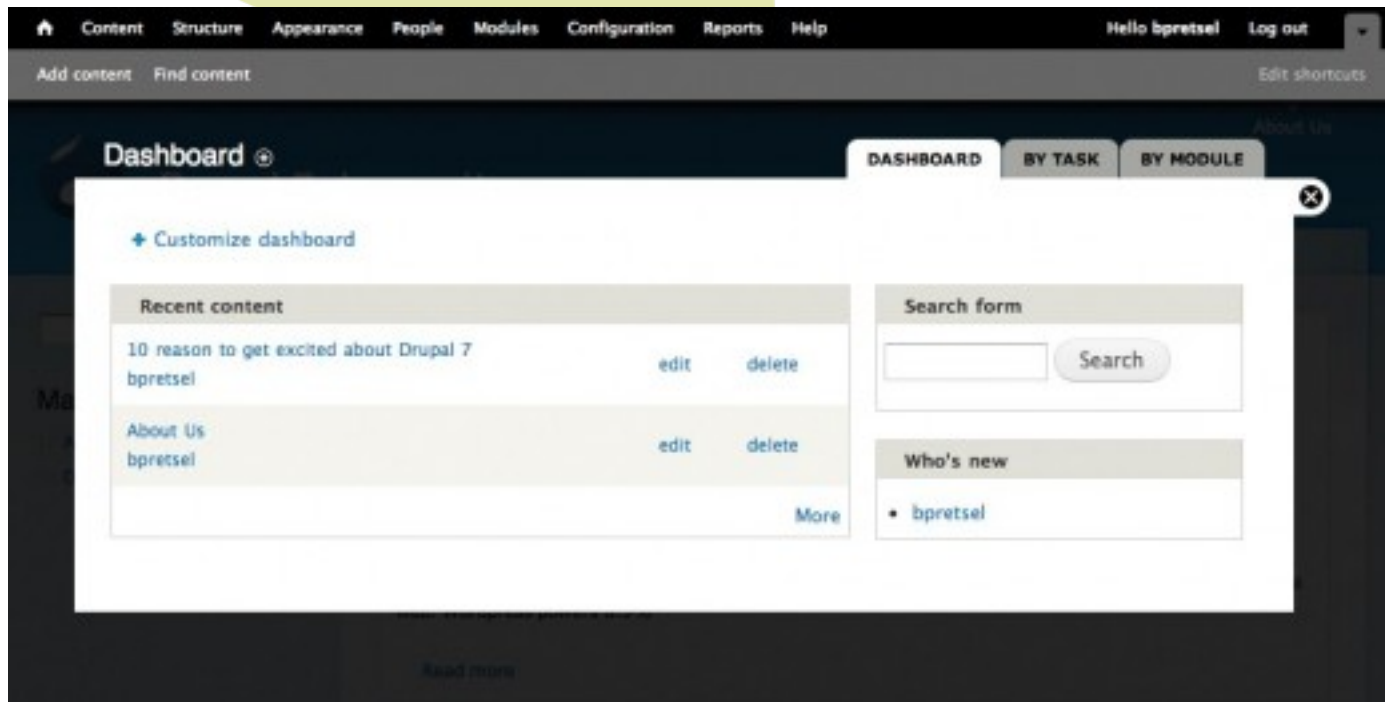


Redirect on Login

- ✦ Don't send admins to their profile page on login
- ✦ Send them to a dashboard instead
- ✦ Create a redirect with Rules (<http://drupal.org/project/rules>)
- ✦ Or use Login Destination (http://drupal.org/project/login_destination)

Dashboard

- ✦ Create static Dashboard with Panels and Views
- ✦ Use the D7 Dashboard module



Views Bulk Operations

- ✦ Custom Admin Views that allow for bulk updating
- ✦ Tag incoming news feeds
- ✦ Unpublish comments in bulk

Change workflow state of a node to next state (action) ▾ Execute

Publish node (action)
Unpublish node (action)
Make node sticky (action)
Make node unsticky (action)
Promote node to front page (action)
Remove node from front page (action)
Change node author (action)
Change workflow state of a node to next state (action)
Publish (node operation)
Unpublish (node operation)
Promote to front page (node operation)
Demote from front page (node operation)
Make sticky (node operation)
Remove stickiness (node operation)

	Created	Changed▲	
<input type="checkbox"/>	Decet	Draft	4 days 21 hours ago
<input type="checkbox"/>	Eum Wisi In Persto Camur Nunc Commoveo Facilisi	Draft	4 days 21 hours ago

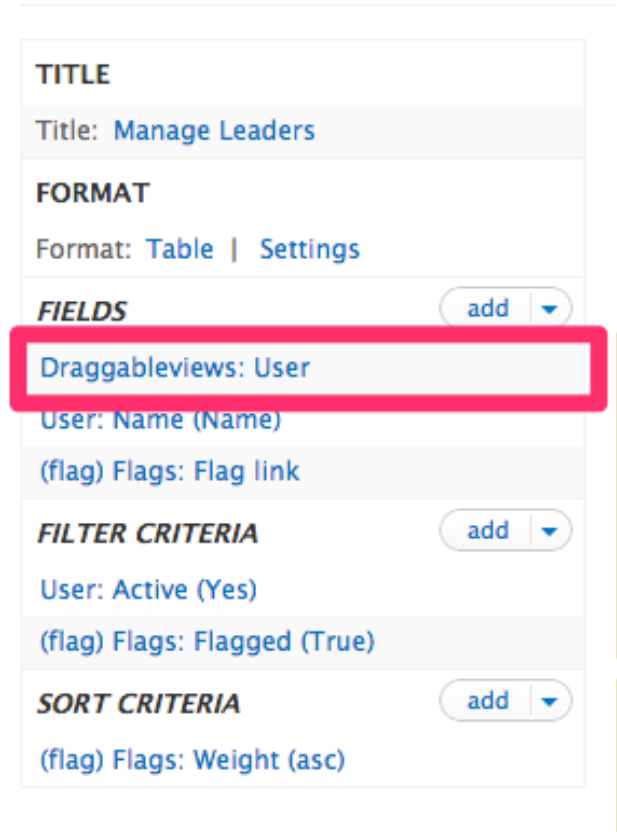
Edit Delete

Edit Delete

Edit Delete

Draggable Views

- ✦ Don't make your users guess what value to choose for the weigh/sort field
- ✦ Nodequeue is too complicated
- ✦ Create customized views that allow users to manually sort lists and save
- ✦ Use Flag and Flag Weight module



TITLE
Title: [Manage Leaders](#)

FORMAT
Format: [Table](#) | [Settings](#)

FIELDS [add](#) ▼
Draggableviews: User
User: Name (Name)
(flag) Flags: Flag link

FILTER CRITERIA [add](#) ▼
User: Active (Yes)
(flag) Flags: Flagged (True)

SORT CRITERIA [add](#) ▼
(flag) Flags: Weight (asc)

Questions?

Nathan Rambeck
@nrambeck
crownpartners.com

